

**GOTHIC-125
FLOOD LIGHT**

divinitylights





GOTHIC-125

Gothic 125 Flood Light has:

- Luminaire housing of die cast- aluminium
- Surface / Spike / Clamp Mounted
- Effortless installation
- Surface powder coated
- Technology for maximum efficiency
- Tempered glass
- Zero multiple shadows
- Various beam angle range from 8° to 10X60°
- LED with effective colour rendering
- Interpretation of the real environment light
- Finned heat sinks to dissipate heat and increase performance

Quick Info

CRI \geq 90

2700K, 3000K, 4000K

Non-Dimmable/ Dali-Dimmable

SDCM<3

Clear Tempered Glass

L70 @50,000h

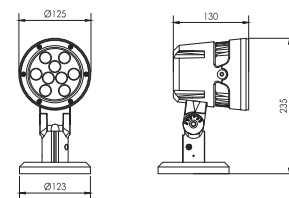
Aluminium Die-Cast

Types

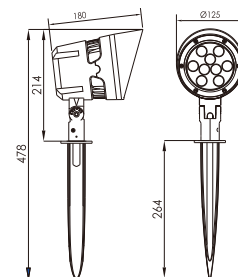
Surface/ Spike / Clamp

Single Line Diagram

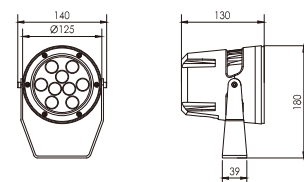
Surface



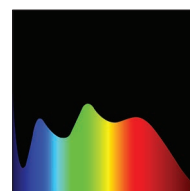
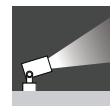
Spike



Clamp



Light Distribution



CRI \geq 90

GOTHIC-125



GOTHIC-125 SURFACE MOUNTED

Product Order Code	System Power	Dimensions
1534	15W	Dia=125mm, L=130mm, H=235mm
1535	20W	Dia=125mm, L=130mm, H=235mm

GOTHIC-125 SPIKE MOUNTED

Product Order Code	System Power	Dimensions
1536	15W	Dia=125mm, L=180mm, With Spike H=478mm
1537	20W	Dia=125mm, L=180mm, With Spike H=478mm

GOTHIC-125 CLAMP MOUNTED

Product Order Code	System Power	Dimensions
1538	15W	Dia=125mm, L=130mm, H=180mm
1539	20W	Dia=125mm, L=130mm, H=180mm

Order Options

CCT (Colour Temperature)

2700K
3000K
4000K

CRI

>90

Beam Angle

8°
12.5°
20°
30°
60°
15X30°
10x60°

Control

Non-Dimmable



Dali-Dimmable



Mounting Type

Surface
Spike
Clamp Mounted

Material Colour

Grey

